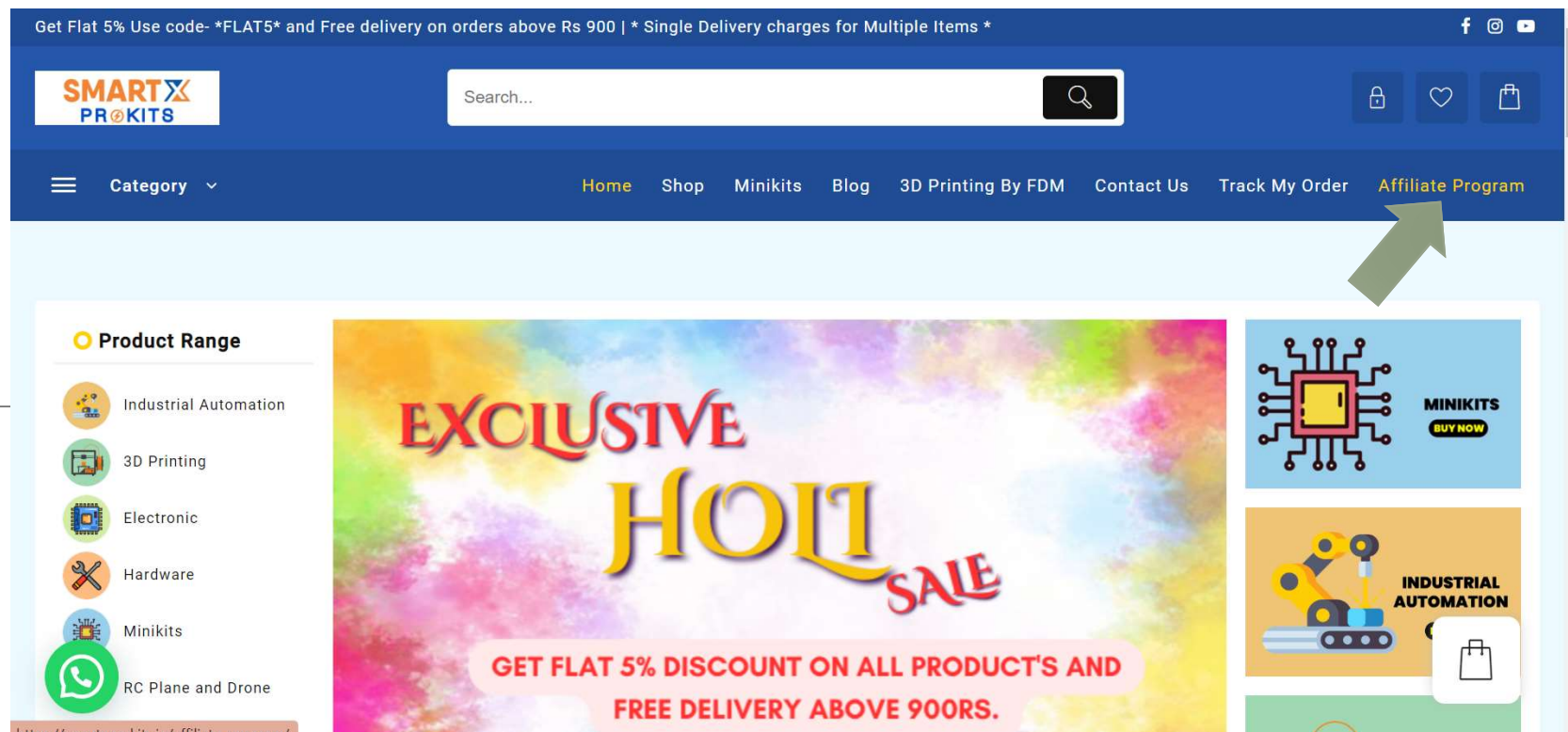


How to enrol for SmartXprokits Affiliate Program

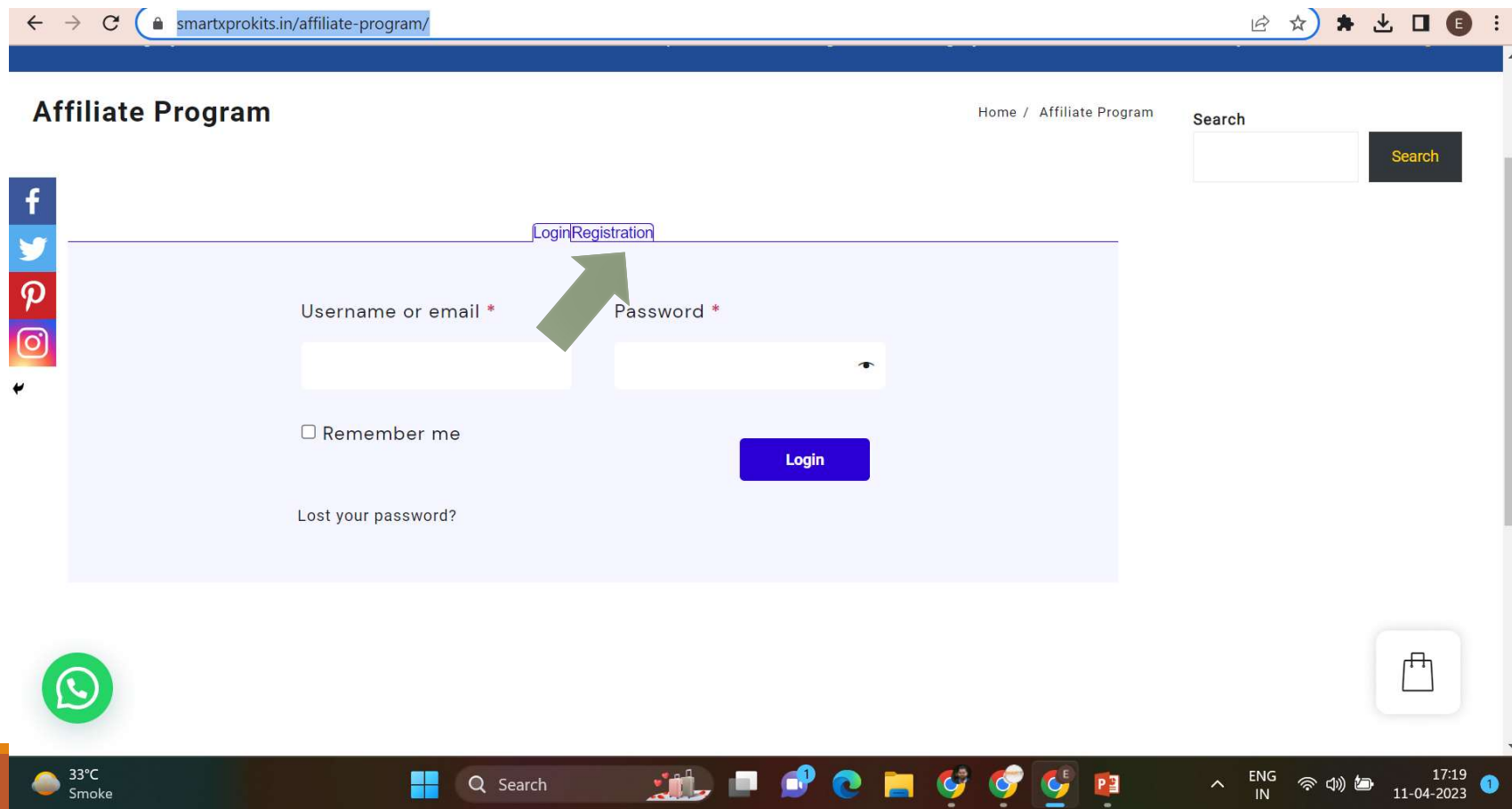
1.Go to Smartxprokits

2.Click on Affliate Program below is link

<https://smartxprokits.in/affiliate-program/>



1.Click on Registration



1.Click on Registration for Affiliate Program

The screenshot displays a web browser window with the URL `smartxprokits.in/affiliate-program/`. The page title is "Affiliate Program". In the top right corner, there is a breadcrumb trail "Home / Affiliate Program" and a search bar with a "Search" button. On the left side, there is a vertical stack of social media icons for Facebook, Twitter, Pinterest, and Instagram. The main content area features a light blue box containing a login and registration form. At the top of this box, there are two links: "Login" and "Registration", with a green arrow pointing to the "Registration" link. Below these links are two input fields: "Username or email *" and "Password *". The password field has an eye icon for toggling visibility. Below the input fields is a checkbox labeled "Remember me" and a blue "Login" button. At the bottom of the form box is a link that says "Lost your password?". In the bottom right corner of the page, there is a shopping cart icon. The Windows taskbar is visible at the very bottom, showing the time as 17:19 on 11-04-2023 and the temperature as 33°C.

smartxprokits.in/affiliate-program/

Affiliate Program

Home / Affiliate Program

Search

Search

Login Registration

Username or email *

Password *

☐ Remember me

Login

Lost your password?

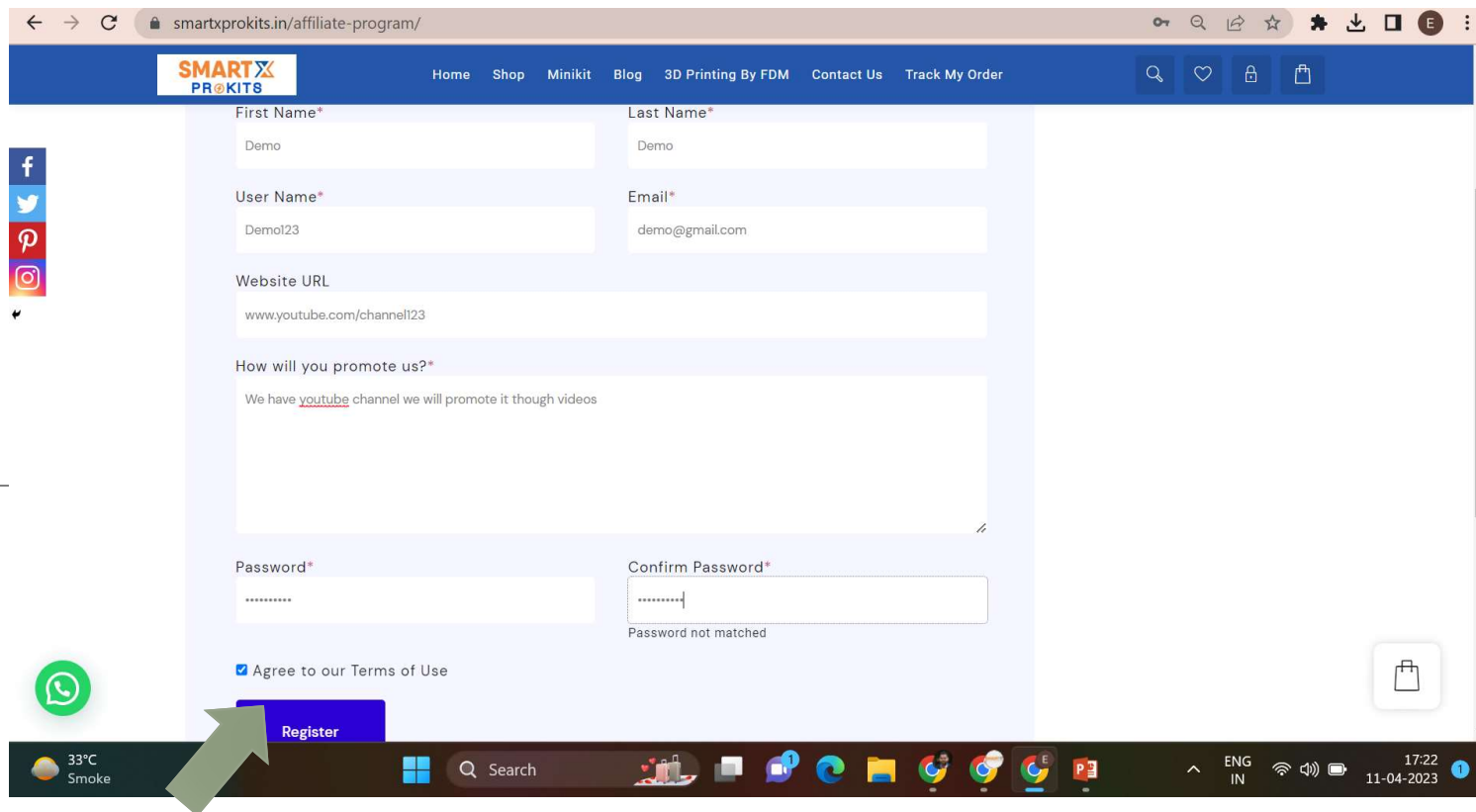
33°C
Smoke

Search

ENG
IN

17:19
11-04-2023

- 1.Fill your Details and
- 2.Password should me more than 7 Character
- 3.Click on Register

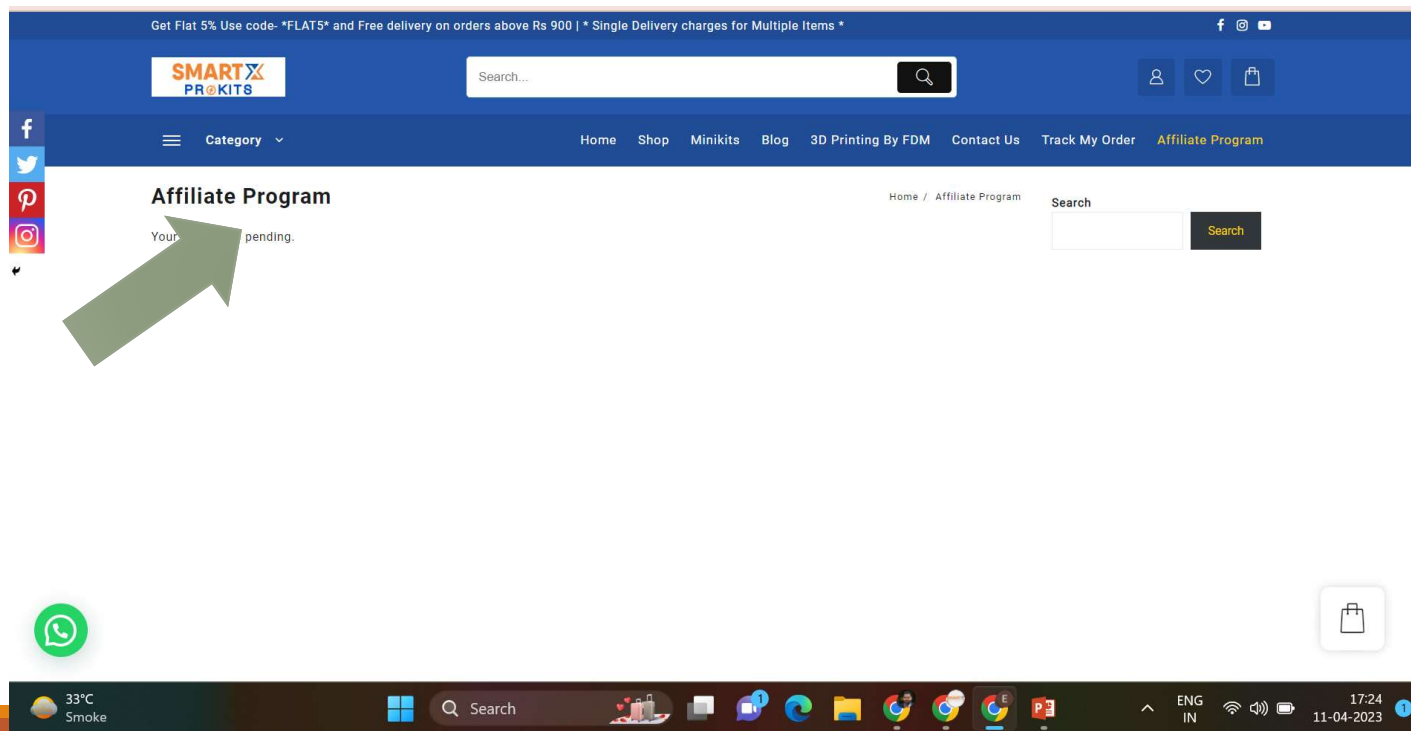


The screenshot shows a web browser window with the URL smartxprokits.in/affiliate-program/. The page features a blue header with the SMARTX PROKITS logo and navigation links: Home, Shop, Minikit, Blog, 3D Printing By FDM, Contact Us, and Track My Order. On the left side, there are social media icons for Facebook, Twitter, Pinterest, and Instagram. The main content area is a registration form with the following fields:

- First Name***: Demo
- Last Name***: Demo
- User Name***: Demo123
- Email***: demo@gmail.com
- Website URL**: www.youtube.com/channel123
- How will you promote us?***: We have youtube channel we will promote it though videos
- Password***: (masked with asterisks)
- Confirm Password***: (masked with asterisks, with a red error message "Password not matched" below it)

Below the password fields, there is a checkbox labeled "Agree to our Terms of Use" which is checked. A large green arrow points to the "Register" button at the bottom of the form. The browser's taskbar at the bottom shows the system clock as 17:22 on 11-04-2023, along with various application icons and a weather widget showing 33°C and "Smoke".

- 1.Hurrah – Your account is setup now
 - 2.Wait for admin to approve account it takes 1-2 days
 - 3.Log out
-



1.Come back to Affiliate Program Link and Login with Details

The screenshot shows a web browser window with multiple tabs. The active tab is 'Affiliate Program - Electronic com'. The address bar shows 'smartxprokits.in/affiliate-program/'. The website header is blue with the SMARTX PROKITS logo, a search bar, and social media icons. A navigation menu includes links for Home, Shop, Minikits, Blog, 3D Printing By FDM, Contact Us, Track My Order, and Affiliate Program. The main content area is titled 'Affiliate Program' and features a login form with fields for 'Username or email' (containing 'demo123') and 'Password' (masked with dots). There is a 'Remember me' checkbox, a 'Login' button, and a link for 'Lost your password?'. A 'Search' bar is also present in the top right of the main content area. The Windows taskbar at the bottom shows the date as 11-04-2023 and the time as 17:31.

My Drive - Google Drive x Affiliate Program - Electronic com x Affiliate Program - Electronic com x +

smartxprokits.in/affiliate-program/

Get Flat 5% Use code- *FLAT5* and Free delivery on orders above Rs 900 | * Single Delivery charges for Multiple Items *

SMARTX PROKITS

Search...

Category Home Shop Minikits Blog 3D Printing By FDM Contact Us Track My Order Affiliate Program

Affiliate Program Home / Affiliate Program Search

LoginRegistration

Username or email * Password *

demo123

Remember me

Login

Lost your password?

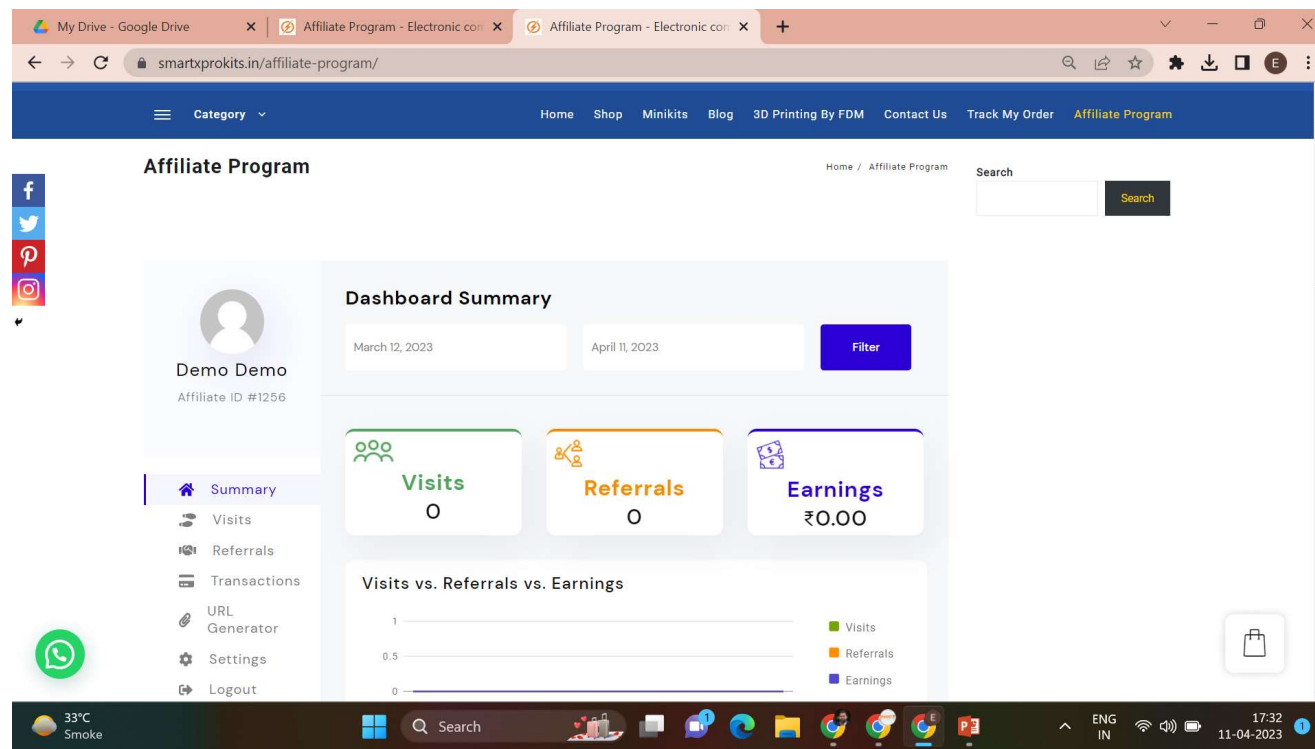
33°C Smoke

Search

ENG IN

17:31 11-04-2023

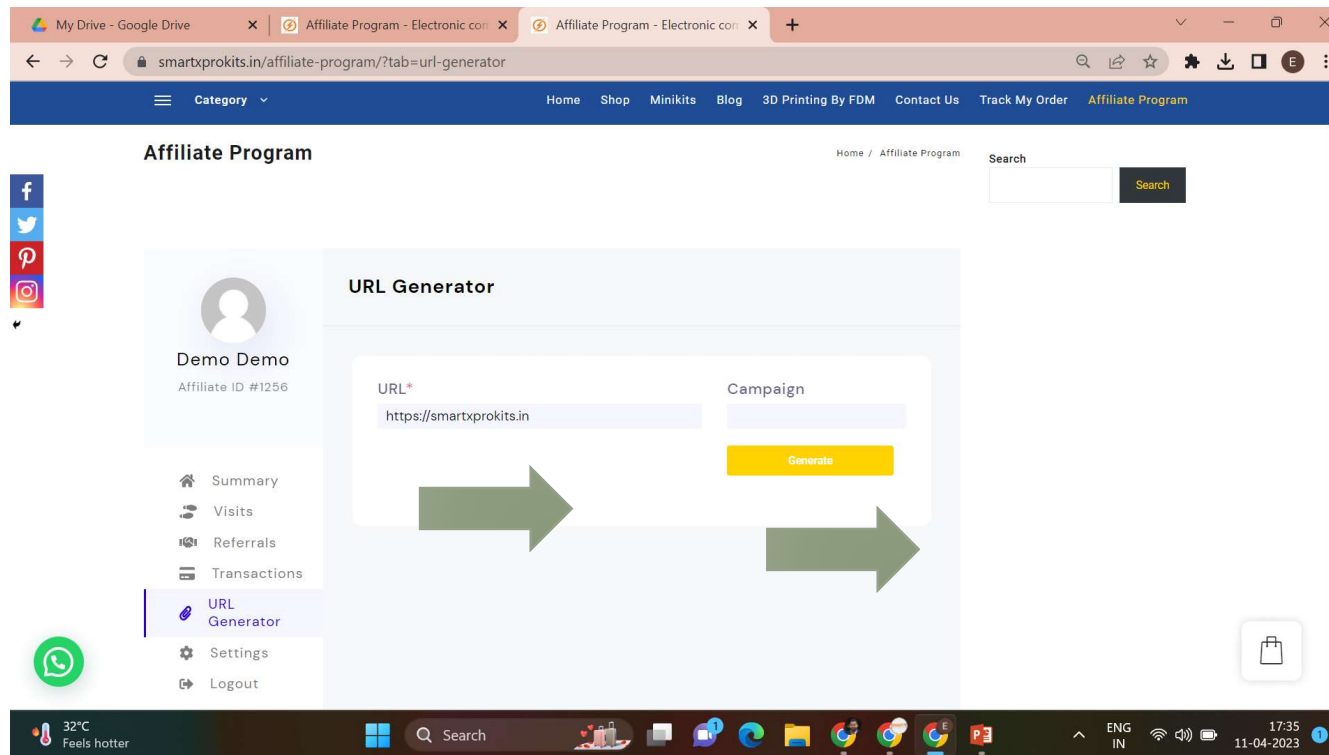
1.You will redirect to your Dashboard, Here you can see how many Visits , referrals and Your earnings



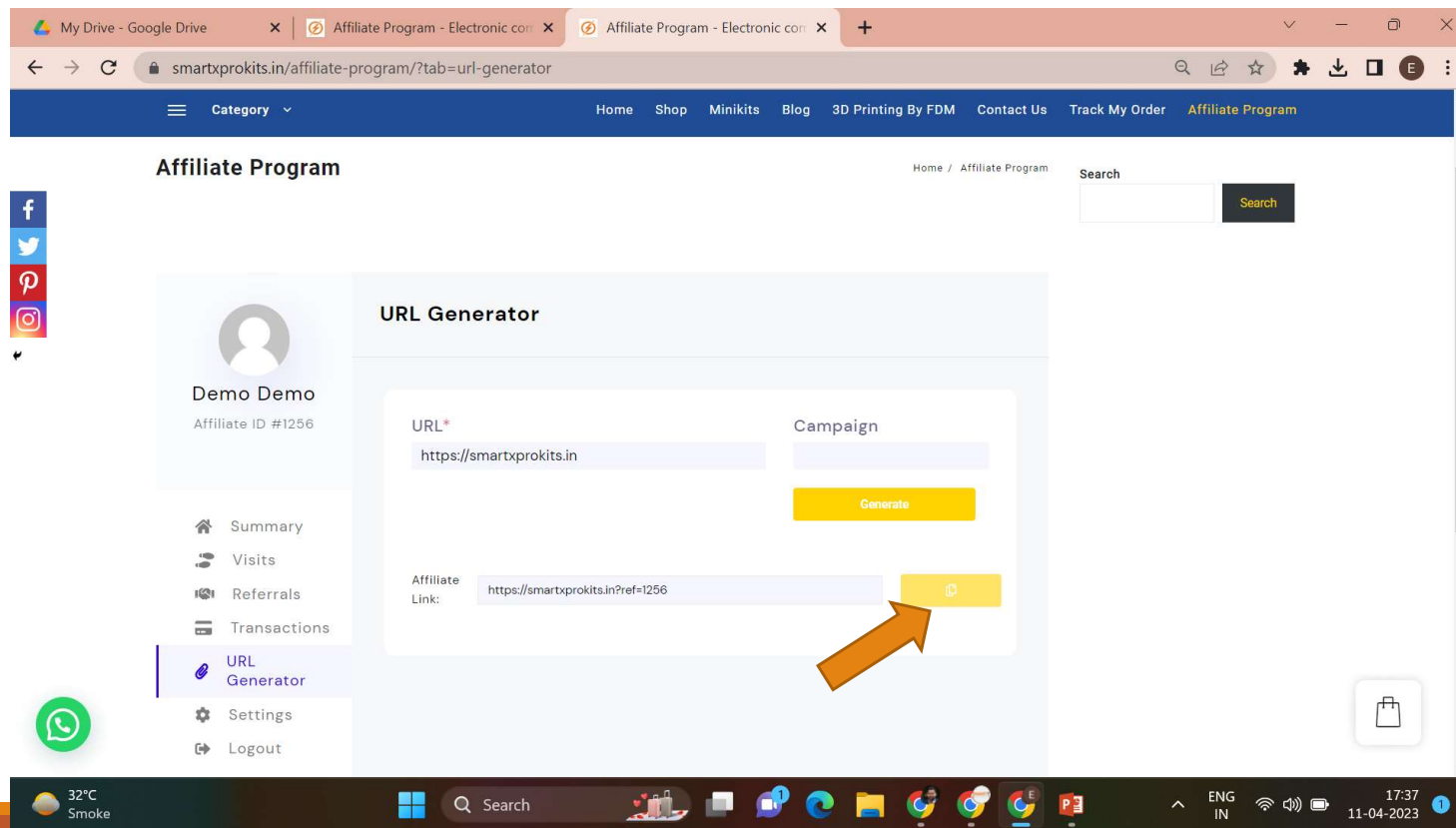
1.Create Affliate link – Click on URL Generator

The screenshot displays the SMARTX PROKITS affiliate dashboard. The browser's address bar shows the URL smartxprokits.in/affiliate-program/. The dashboard header includes navigation links: Home, Shop, Minikit, Blog, 3D Printing By FDM, Contact Us, and Track My Order. A sidebar on the left contains social media icons (Facebook, Twitter, Pinterest, Instagram) and a menu with the following items: Summary, Visits, Referrals, Transactions, URL Generator (highlighted with a green arrow), Settings, and Logout. The main content area features a 'Dashboard Summary' section with date filters for March 12, 2023, and April 11, 2023, and a 'Filter' button. Below this are three summary cards: Visits (0), Referrals (0), and Earnings (₹0.00). At the bottom of the dashboard is a line chart titled 'Visits vs. Referrals vs. Earnings' with a legend for Visits (green), Referrals (orange), and Earnings (blue). The Windows taskbar at the bottom shows the date as 11-04-2023 and the time as 17:33.

1. Enter smartxproktis URL
<https://smartxproktis.in>
2. Click on Generate



1. Now , Affiliate link Generated
- 2.Copy it and Paste on your site and Youtube , to start earning



Terms and Condition

1. Referral Percentage is 8% on product cost only, not on delivery charges or other taxes.
 2. You can request for payment, when user reach minimum 100 rs Commission. Below 100 rs user not able to request for payment.
 3. Commission is only on orders which are prepaid and accepted, orders which are COD or Rejected, no commission will be laid on the same.
 4. Any Mal-practice by user or site malware attach can led to account termination.
- 